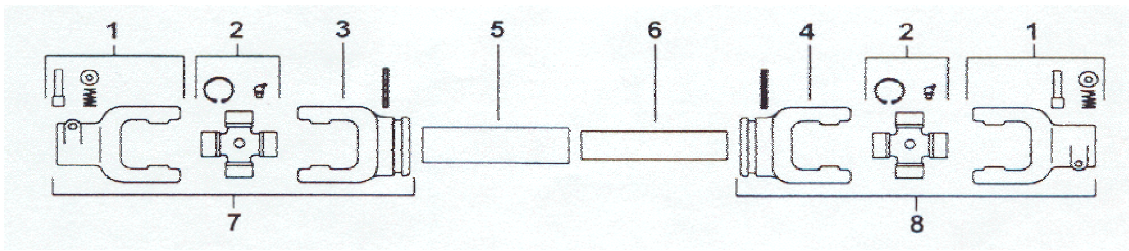





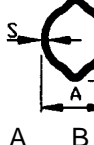
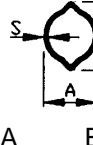


PTO Drive Shafts Components



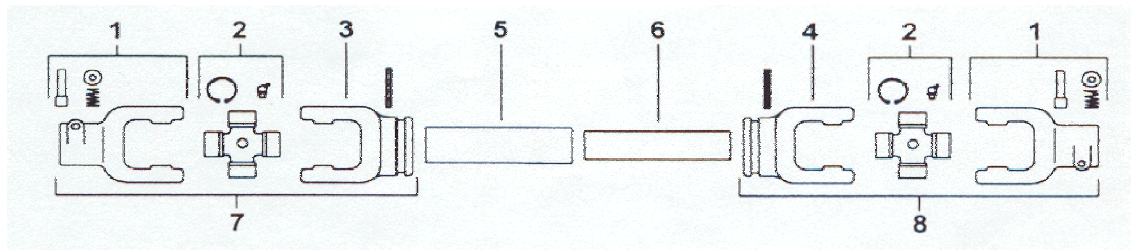
SERIES		1	2	3	4	* 5	* 6
		 1-3/8"-6				 A B S	 A B S
2100	22 x 54.8	8-010110	20140	8-50120L	8-50130L	30 X 39 X 2.8 8-60120L3	23.5 X 31 X 3.6 8-60130L3
		8-010110	20140	8-81320L	8-51330L	41 X 48 X 3 8-60220L3	34.5 X 40 X 4 8-60230L3
2200	23.8 x 61.3	8-010210	20240	8-50220L	8-50230L	30 X 39 X 2.8 8-60120L3	23.5 X 31 X 3.6 8-60130L3
		8-010210	20240	8-52320L	8-52330L	41 X 48 X 3 8-60220L3	34.5 X 40 X 4 8-60230L3
2300	27 x 74.6	8-010410	20440	8-50420L	8-50430L	41 X 48 X 3 8-60220L3	34.5 X 40 X 4 8-60230L3
		8-010410	20440	8-54620L	8-54630L	48 X 57.5 X 4 8-60320L3	39.5 X 49 X 4.5 8-60430L3
2400	32 x 76	8-010510	20540	8-50520L	8-50530L	48 X 57.5 X 4 8-60320L3	39.5 X 49 X 4.5 8-60430L3
2500	36 X 89	8-016710	26740	8-56720L	8-56730L	48 X 57.5 X 4 8-60320L3	39.5 X 49 X 4.5 8-60430L3

Old Style

W1	27 X 70	8-10310	20340	8-50320L	8-50330L	41 X 48 X 3 8-60220L3	34.5 X 40 X 4 8-60230L3
W11	34 X 90	8-015610	25640	8-55620L	8-55630L	48 X 57.5 X 4 8-60320L3	39.5 X 49 X 4.5 8-60430L3
W220	30.18 X 92	8-10610	20640	8-50620L	8-50630L	48 X 57.5 X 4 8-60320L3	39.5 X 49 X 4.5 8-60430L3
W230	30.2 X 106.5	8-11110	21140	8-51120L	8-51130L	48 X 57.5 X 4 8-60320L3	39.5 X 49 X 4.5 8-60430L3
W240	35 X 106.5	8-10810	20840	8-51220L	8-51230L	48 X 57.5 X 4 8-60320L3	39.5 X 49 X 4.5 8-60430L3

* 5 - 6= Lengths of 59"

PTO Drive Shafts Components



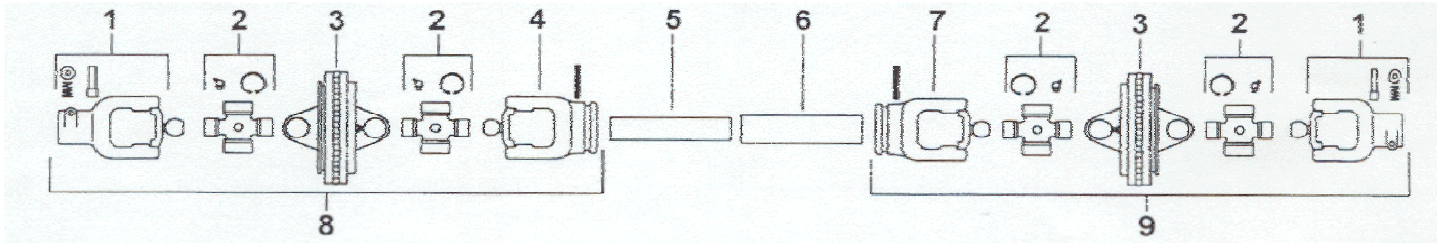
SERIES		1	2	3	4	** 5	** 6
		1-3/8"-6				A B S	A B S
2400	32 x 76	8-010510	20540	8-50520T	8-50530T	61 X 47 X 4.5 8-60120T3	51 X 37 - 8-60130T3
2500	36 X 89	8-016710	26740	8-56720T	8-56730T	61 X 47 X 4.5 8-60120T3	51 X 37 - 8-60130T3
2600	42 X 104	8-010910	20940	8-58920T	8-58930T	61 X 47 X 4.5 8-60120T3	51 X 37 - 8-60130T3
		8-010910	20940	8-50920T	8-50930T	71.5 X 57.5 X 5 8-60120T1040FT	61 X 47 4.5 *8-60120T1040FT
						L = 1010	L = 1040
* Hardened Tube							

Old Style

W11	34 X 90	8-015610	25640	8-55620T	8-55630T	61 X 47 X 4.5 8-60120T3	51 X 37 - 8-60130T3
W220	30.18 X 92	8-10610	20640	8-50620T	8-50630T	61 X 47 X 4.5 8-60120T3	51 X 37 - 8-60130T3
W230	30.2 X 106.5	8-11110	21140	8-51120T	8-51130T	61 X 47 X 4.5 8-60120T3	51 X 37 - 8-60130T3
W240	35 X 106.5	8-10810	20840	8-51220T	8-51230T	61 X 47 X 4.5 8-60120T3	51 X 37 - 8-60130T3

* 5 - 6= Lengths of 59"

PTO Drive Shafts Components



SERIES					1	2	3	4	* 5	* 6	7
	A	B	C	D	1-3/8"-6				 A B S	 A B S	
2280	23.8	61.3	22	80	8-012310W	8-022340W	8-502W	8-52330W	34.5 X 40 X 3 8-60230L..FR	41 X 48 X 3 8-60220L3	8-52320W
2380	27	74.6	23.8	95	8-010410W	8-020440W	8-504W	8-50430W	34.5 X 40 X 3 8-60230L..FR	41 X 48 X 3 8-60220L3	8-50420W
2380	27	74.6	23.8	95	8-010410W	8-020440W	8-504W	8-54630W	39.5 X 49 X 4.5 8-60430L..FR	48 X 57.5 X 4 8-60320L3	8-54620W
2480	32	76	27	98	8-010510W	8-020540W	8-505W	8-50530W	39.5 X 49 X 4.5 8-60430L..FR	48 X 57.5 X 4 8-60320L3	8-50520W
2580	36	89	32	110	8-016510W	8-026740W	8-506W	8-56030W	39.5 X 49 X 4.5 8-60430L..FR	48 X 57.5 X 4 8-60320L3	8-56020W

Old Style

					1	2	3	4	*5	**6	7
	A	B	C	D	1-3/8"-6				 A B	 A B S	
2480	32	76	27	98	8-010510W	8-020540W	8-505W	8-55530W	51 X 37 8-60130T	61 X 47 X 4.5 8-60120T3	8-55520W
2580	36	89	32	110	8-016510W	8-026740W	8-506W	8-56530W	51 X 37 8-60130T	61 X 47 X 4.5 8-60120T3	8-56520W

* 5 = Rilsan Coated Profile Cutted in fixed lengths of 59"

**6 = Lengths of 59"