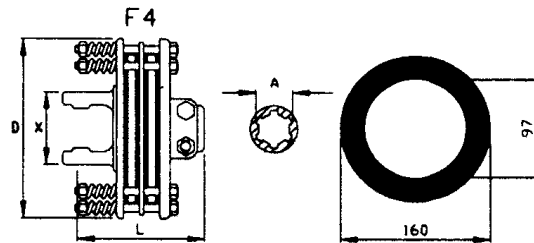

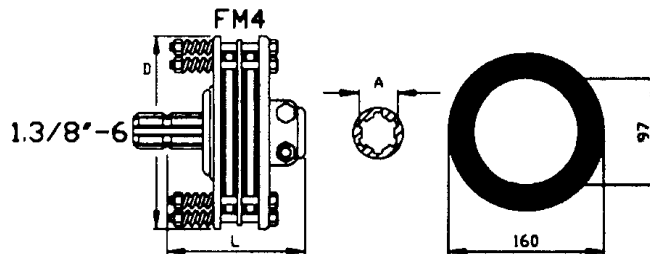


### Friction Clutch F4 Plates



Shaft Size		Clutch	A	L	D	X	Torque *	Part No.
2400	32 X 76	F 4	1-3/8"-6	161	200	90	1,450	8-F4L0538145B
			1-3/8"-21	161				8-F4L0521145B
			1-3/4"-6	167				8-F4L0534145B
			1-3/4"-20	167				8-F4L0520145B
2500	36 X 89	F 4	1-3/8"-6	167	200	103	1,700	8-F4L6738170C
			1-3/8"-21	167				8-F4L6721170C
			1-3/4"-6	173				8-F4L6734170C
			1-3/4"-20	173				8-F4L6720170C
2600	42 X 104	F 4	1-3/8"-6	196	200	122	2,000	8-F4T0938200C
			1-3/8"-21	196				8-F4T0921200C
			1-3/4"-6	202				8-F4T0934200C
			1-3/4"-20	202				8-F4T0920200C

\* Adjustable



Clutch	A	L	D	NM max.	Part No.
FM4	1-3/8"-6	176	200	2,000	8-FM438200B
	1-3/4"-6				8-FM434200B