

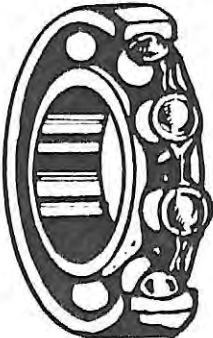
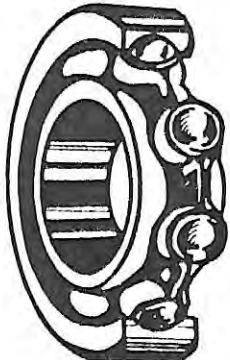
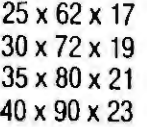
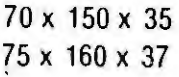



## BALL BEARINGS

DIMENSIONS		BEARING No.		600 Extra Small Series	DIMENSIONS		BEARING No.
I.D.	O.D. W				I.D.	O.D. W	
7 x 19	6	607-2RS		6000 Extra Light Series	25 x 52	15	6205-2RS
8 x 22	7	608-2RS			1" x 52	15	6205-1"-2RS
9 x 24	7	609-2RS			30 x 62	16	6206-2RS
6 x 19	6	626-2RS			35 x 72	17	6207-2RS
9 x 26	8	629-2RS			40 x 80	18	6208-2RS
10 x 26	8	6000-2RS		6200 Light Series	45 x 85	19	6209-2RS
12 x 28	8	6001-2RS			50 x 90	20	6210-2RS
15 x 32	9	6002-2RS			55 x 100	21	6211-2RS
17 x 35	10	6003-2RS			60 x 110	22	6212-2RS
20 x 42	12	6004-2RS			65 x 120	23	6213-2RS
25 x 47	12	6005-2RS		6300 Medium Series	70 x 125	24	6214-2RS
30 x 55	13	6006-2RS			75 x 130	25	6215-2RS
35 x 62	14	6007-2RS			10 x 35	11	6300-2RS
40 x 68	15	6008-2RS			12 x 37	12	6301-2RS
45 x 75	16	6009-2RS			15 x 42	13	6302-2RS
50 x 80	16	6010-2RS	17 x 47	14	6303-2RS		
55 x 90	18	6011-2RS	20 x 52	15	6304-2RS		
60 x 95	18	6012-2RS		6305-2RS	25 x 62	17	6305-2RS
65 x 100	18	6013-2RS			30 x 72	19	6306-2RS
70 x 110	20	6014-2RS			35 x 80	21	6307-2RS
75 x 115	20	6015-2RS			40 x 90	23	6308-2RS
10 x 30	9	6200-2RS			45 x 100	25	6309-2RS
12 x 32	10	6201-2RS	50 x 110	27	6310-2RS		
15 x 35	11	6202-2RS	55 x 120	29	6311-2RS		
1/2" x 35	11	6202-1/2"-2RS	60 x 130	31	6312-2RS		
16 x 35	11	6202-16-2RS	65 x 140	33	6313-2RS		
5/8" x 35	11	6202-5/8"-2RS		6314-2RS	70 x 150	35	6314-2RS
17 x 40	12	6203-2RS			75 x 160	37	6315-2RS
5/8" x 40	12	6203-5/8-2RS					
3/4" x 40	12	6203-3/4"-2RS					
16 x 40	12	6203-16-2RS					
20 x 47	14	6204-2RS					
3/4" x 47	14	6204-3/4"-2RS					

2RS — Sealed Both Sides

# BEARINGS

## INCH TYPE PRECISION BALL BEARINGS

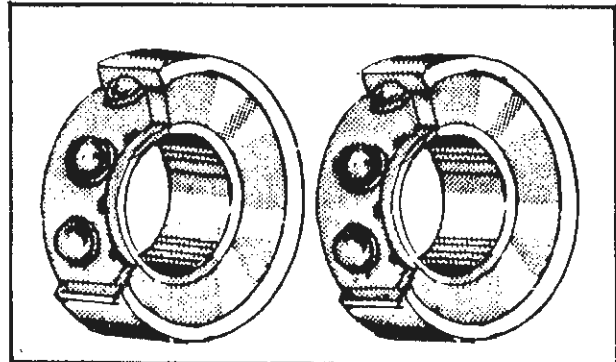


Available open or sealed

BEARING #	I.D.	O.D.	W	BEARING #	I.D.	O.D.	W
R2	1/8"	3/8"	5/32"	R10-2RS	5/8"	1-3/8"	11/32"
R2-2RS	1/8"	3/8"	5/32"	R12	3/4"	1-5/8"	5/16"
R3	3/16"	1/2"	5/32"	R12-2RS	3/4"	1-5/8"	7/16"
R3-2RS	3/16"	1/2"	.1960	R14	7/8"	1-7/8"	3/8"
R4	1/4"	5/8"	.1960"	R14-2RS	7/8"	1-7/8"	1/2"
R4-2RS	1/4"	5/8"	.1960"	R16	1"	2"	3/8"
R4A	1/4"	3/4"	7/32"	R16-2RS	1"	2"	1/2"
R4A-2RS	1/4"	3/4"	9/32"	R18	1-1/8"	2-1/8"	3/8"
R6	3/8"	7/8"	7/32"	R18-2RS	1-1/8"	2-1/8"	1/2"
R6-2RS	3/8"	7/8"	9/32"	R20	1-1/4"	2-1/4"	3/8"
R8	1/2"	1-1/8"	1/4"	R22	1-3/8"	2-1/2"	7/16"
R8-2RS	1/2"	1/8"	5/16"	R22-2RS	1-3/8"	2-1/2"	9/16"
R10	5/8"	1-3/8"	9/32"	R24	1-1/2"	2-5/8"	7/16"

**NOTE:** R2 is an open bearing - No seals. R2-2RS is a bearing sealed on both sides.

## INCH TYPE STANDARD BALL BEARINGS



BEARING #	NICE No.	SCHATZ No.	BORE	O.D.	WIDTH
1620-2RS	1620DC	BR9920	7/16"	1-3/8"	7/16"
1621-2RS	1621DC	BR9921	1/2"	1-3/8"	7/16"
1623-2RS	1623DC	BR9923	5/8"	1-3/8"	7/16"
1628-2RS	1628DC	BR9928	5/8"	1-5/8"	1/2"
1630-2RS	1630DC	BR9930	3/4"	1-5/8"	1/2"
1635-2RS	1635DC	BR9935	3/4"	1-3/4"	1/2"
1638-2RS	1638DC	BR9938	3/4"	2"	9/16"
1640-2RS	1640DC	BR9940	7/8"	2"	9/16"
1641-2RS	1641DC	BR9941	1"	2"	9/16"